




Oiler can be filled from the top or bottom



Top Side Filling: Remove the black fill plug and fill with lubricant.



Bottom Side Filling: Pull the release lever downward and twist the entire bowl to the right or left while pulling downward. Remove the bowl and fill with lubricant.

RECOMMENDED LUBRICANTS

Chesterton 652

Great all purpose lube
Operating Temperature:
-10° to 300°



Kilfrost K400

Great for freezing temperatures
Operating Temperature:
-76° to 230°